

Portable Circular Saw K 85 Ec in L-Max - GB 110 V

ref.no.: 918232

EAN: 4032689188133

- ▶ With CUprex, the high-performance motor
- ▶ Electronic control
- ▶ in MAFELL L-MAX case



Technical data

Cutting depth	0 - 3 7/16 Inch
Cutting depth at 45°	0 - 2 7/16 Inch
Cutting depth at 60°	1/16 - 1 3/4 Inch
Tilt range	0 - 60 °
Weight	14.8 lbs
Universal motor	110 V / 50 Hz
Nominal power input	2.4 hp
Nominal No. of strokes – no load	1/min

Delivery specification

- 1 TCT saw blade 237 x 1.8/2.5 x 30 mm (9 5 /16 in.), AT, 12 teeth, for rip cuts in wood; Ref. No. 092590
- 1 Parallel guide fence; Ref. 205323
- 1 Hose connector for chip extraction; Ref. No. 205290
- 1 Allen key 5 mm; Ref. No. 093034
- 1 Mains cable 4 m - GB 110 V; Ref. No. 087803

Examples for usage



Thanks to the unique tilting system, the sawblade always cuts directly along the rubber lip, irrespective of the angle setting.



Working close to the edge is facilitated by the K 85-UA roller edge guide. Use the scale marked on the arm to set the spacing.



By retracting blade alongside the second handle, offering up the machine is easy and safe, especially when executing bevel cuts.



The sawblade and pivoting guard can be locked with a single action. This practical solution engages the starting lockout at the same time.

Applications

- ▶ Cross-cutting and rip cuts
- ▶ Bevel/compound miter cuts up to 60°
- ▶ Birdsmouth cuts
- ▶ Plunge cuts
- ▶ Chamfers and grooves
- ▶ Compatible materials include solid wood, board materials, insulating materials, doors, worktops and internal finishing and renovation materials

Advantages

- ▶ The K 85 / K 85 Ec offers an enhanced cutting depth of up to 88 mm (3 7/16 in.). Even when used in conjunction with the guide rail, it achieves an exceptional depth of 82 mm (3 3/16 in.).
- ▶ Optimum chip ejection, especially when sawing insulating materials.
- ▶ Sawing to mark. The pointer adjusts automatically to the set tilt angle.
- ▶ The cutting depth is set and locked in a single, quick action.
- ▶ Thanks to the new tilting arrangement of the K 85 / K 85 Ec, reading the scale is easier than ever before.
- ▶












Description

The MAFELL portable circular saw combines power and precision with ease of use and ergonomic design. These properties transform the machine into a unique system.

Sheer power and high torque take on a whole new meaning with the new high-output CUprex motor. It offers performance-optimized digital electronics and newly developed control technology. Its speed is continuously variable according to the nature of the material and application.

It is no longer necessary to unscrew the riving knife – the FLIPPKEIL offers you optimum user-friendliness and safety when plunge cutting.

Accessories / Tools

	Guide track L max. cutting length 370 mm (14 9/16 in.)		Guide rail F 80 0,8 m (2,6 ft) long
	Guide rail F 110 1.1 m (3.6 ft) long		Guide rail F 160 1.6 m (5.2 ft) long
	Roller edge guide K 85-UA		Guide rail F 210 2,1 m (6,9 ft) long
	L-MAX with insert		Guide rail F 310 3,1 m (10,2 ft) long
	Connecting piece F-VS for joining two guide rails		TCT saw blade 237 x 1,8/2,5 x 30 mm (9 5/16 in.), AT, 24 teeth, for rip cuts and cross-cutting in wood
	Angle fence F-WA		TCT saw blade 237 x 1,8/2,5 x 30 mm (9 5/16 in.), AT, 56 teeth for cross-cutting in wood
	Guide pocket F 160 for guide rails up to 1,6 m		Guide pocket set 2 x F 160 + F-VS + 2 x F-SZ 180 MM + 1 guide pocket
	Guide pocket set F 80 + F 160 + F-WA + F-VS + 2 x F-SZ 180MM + Guide pocket		End cap F-EK 2 pieces
	Non-slip profile F-HP 6,8 M 6.8 m (22.3 ft.) long		Splinter guard F-SS 3,4M 3.4 m (11.2 ft.) long
	Lever clamp F-SZ 180MM 2 pieces, for fixing guide rail to workpiece		Suction clamping system Aeroxfix F-AF 1 with 1,3 m rail, adapters for above and underneath rail, flexible hose
	Flexible hose FXS-L up to 3,2 m (10.6 ft) long		TCT saw blade 237 x 1,8/2,5 x 30 mm (9 5/16 in.), AT, 12 teeth for rip cuts in wood
	Parallel guide fence		

contact

MAFELL AG

Beffendorfer Straße 4
D-78727 Oberndorf / Neckar
Germany

Tel.: +49 7423 / 812-114
Fax: +49 7423 812-102
Email: export@mafell.de