

## Portable Circular Carpentry Saw MKS 130 Ec - US 120 V

ref.no.: 925422

EAN: 4032689154794

▶ boxed



### Technical data

Cutting depth	1 15/16 - 5 1/8 Inch
Cutting depth at 45°	1 7/16 - 3 11/16 Inch
Cutting depth at 60°	1 - 2 9/16 Inch
Tilt range	0 - 60 °
Nominal No. of strokes – no load	1000 - 2000 1/min
Nominal power input	3.4 hp
Weight	26.5 lbs
Universal motor	120 V

### Delivery specification

1 Allen key 6 mm; Ref. No. 093081

1 TCT saw blade 330 x 2.2/3.2 x 30 mm (13 in.), AT, 24 teeth; Ref. No. 092571

1 Parallel guide fence

## Applications

---

- ▶ Cross-cutting and rip cuts
- ▶ Bevel cuts up to 60°
- ▶ General joining work, birdsmouth cuts
- ▶ Compatible materials include solid wood, laminated beams, insulating materials, composite boards

## Advantages

---

- ▶ The desired cutting depth is easily set with a control wheel and highly legible scale. The nuisance of doublechecking dimensions is a thing of the past.
- ▶ Ergonomic, ideally positioned handles offer supreme operating ease and allow the work to be performed efficiently in every situation.
- ▶ Continuously variable speed control for individual requirements and applications.

## Description

---

Sheer power and high torque take on a whole new meaning with the new high-output CUprex motor. It offers performance-optimized digital electronics and newly developed control technology. Its speed is continuously variable according to the nature of the material and application.


The saw's handling and behavior are refined by smooth starting, constant speeds under load, speed reduction and overload protection.

The exemplary design of the MKS 130 Ec embraces extremely rugged and high-quality materials, including the lightweight magnesium die-cast housing and impact-resistant, fiber glass-reinforced plastic components. Most of the surfaces that are conventionally exposed to dust or chips have been eliminated.


The MKS 130 Ec satisfies all the requirements that arise in traditional and modern carpentry: cross and rip cuts in wood or insulating materials are easily executed thanks to the availability of appropriate accessories.

Nothing is left to chance as far as safety is concerned: the MKS 130 Ec features a motor brake and a self-closing saw guard. Among the other safety features, the on/off switch has an integrated starting lockout button.


## Accessories / Tools




**Guide rail**  
length 3 m (9.8 ft) (2 pieces with connecting piece)




**Guide rail F 80**  
0,8 m (2,6 ft) long




**Guide rail F 110**  
1.1 m (3.6 ft) long




**Guide rail F 160**  
1.6 m (5.2 ft) long




**Guide rail F 210**  
2,1 m (6,9 ft) long




**Guide rail F 310**  
3,1 m (10,2 ft) long




**Connecting piece F-VS**  
for joining two guide rails




**Guide pocket F 160**  
for guide rails up to 1,6 m




**Guide pocket set**  
F 80 + F 160 + F-WA + F-VS + 2 x F-SZ 180MM  
+ Guide pocket




**Non-slip profile F-HP 6,8 M**  
6.8 m (22.3 ft.) long




**Lever clamp F-SZ 180MM**  
2 pieces, for fixing guide rail to workpiece




**Guide rail**  
length 3 m (9.8 ft) (one piece)




**Guide rail extension**  
length 1,5 m (4.9 ft)




**Adapters (pair)**  
for parallel guide fence




**TCT saw blade**  
330 x 2.2/3.2 x 30 mm (13 in.), AT, 24 teeth, for universal use




**TCT saw blade**  
330 x 2.2/3.6 x 30 mm (17 11/16 in.), TT, 40 teeth, for fine cuts




**TCT saw blade**  
330 x 2,2/2,6 x 30 mm (17 11/16 in.), FT, 54 teeth, for sandwich boards with metal insert or metal top layers




**Angle fence F-WA**



**Guide pocket set**  
2 x F 160 + F-VS + 2 x F-SZ 180 MM + 1 guide pocket



**End cap F-EK**  
2 pieces



**Splinter guard F-SS 3,4M**  
3.4 m (11.2 ft.) long

## contact

---

MAFELL AG

Beffendorfer Straße 4  
D-78727 Oberndorf / Neckar  
Germany

Tel.: +49 7423 / 812-114  
Fax: +49 7423 812-102  
Email: [export@mafell.de](mailto:export@mafell.de)